

# ARENA

## PARTITIONS IN HPL

STANDARD



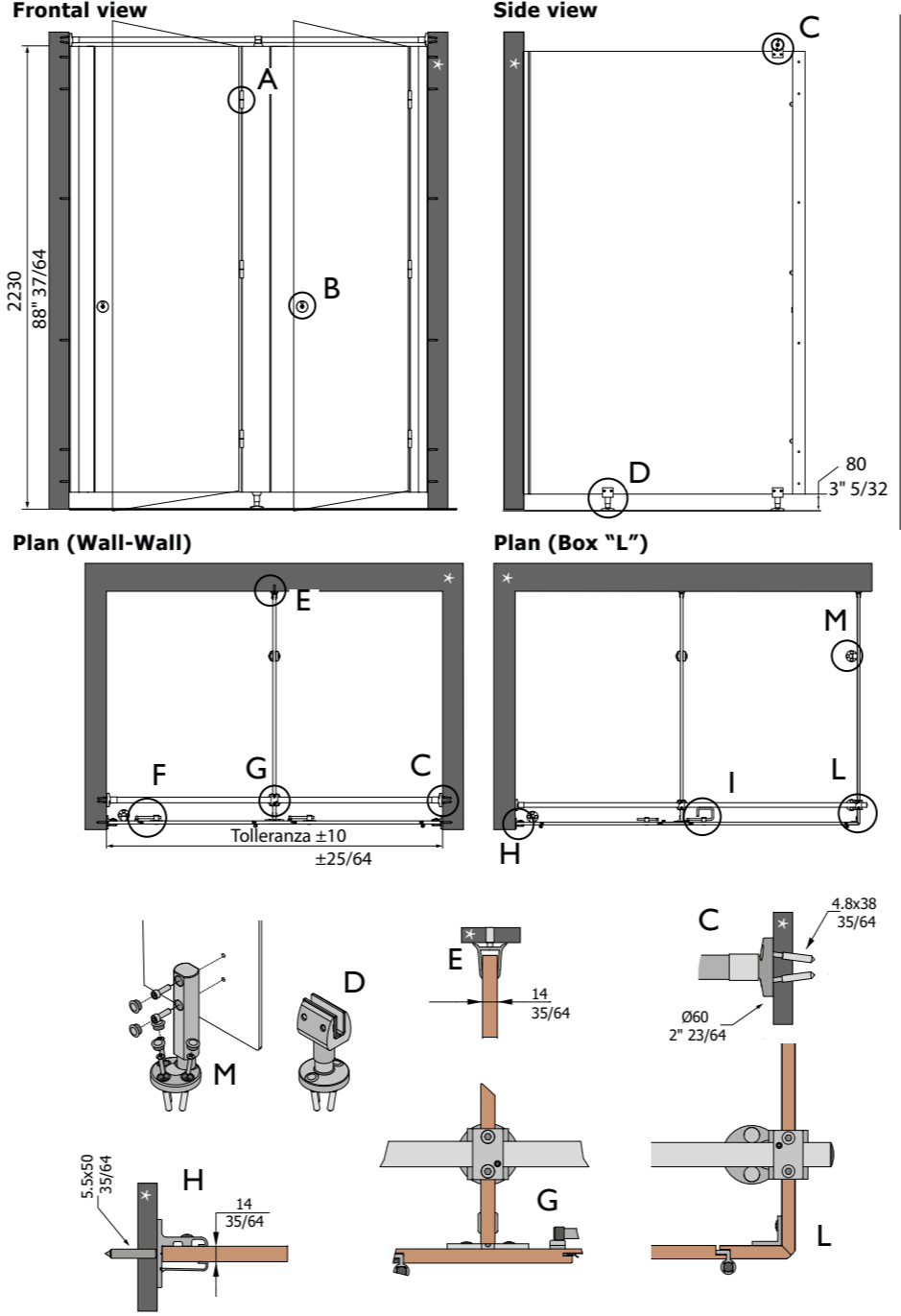
### TECHNICAL DESCRIPTION

Partition boxes, 14mm thick stratified HPL with smoothed edges and rounded corners. The individual panels are assembled thanks to the profiles containing the structure together with the upper "bar" which also allows its adjustment. All the vertical profiles, the upper "bar" and the hinges are produced in anodised aluminium (60/60 T5 alloy). The thickness of the HPL panels has both the self-closing hinges and the special shock absorbers inserted. The hinges are adjustable and equipped with anti-rubbing bushings in plastic material. All the hardware and the accessories are designed, tested and produced for use in high traffic sanitary areas. Rubber gaskets are present for the entire height of the stop-panel. The partitions are fastened to the floor thanks to the adjustable legs (with dowels of 60mm) in anodised aluminium, leaving a free space of 80mm in height. The doors are equipped with a stainless steel free/engaged indicator lock (circular) inserted in the thickness of the HPL panel with the possibility of emergency opening. The closure system allows approach of the doors in a space of approx. 70mm for easier access. The entire system allows a high and easy level of cleaning and hygiene.


# ARENA - EXTERNAL VIEW



## TECHNICAL DRAWINGS (mm / inch)



# ARENA - Back



**L.** Frontal part/lateral part fastening ("L" box)



**G.** Frontal part/partition fastening



**A.** Standard door hinge



**B.** Lever lock (External view)



**D.** Leg for partition



**M.** Leg for frontal part and/or lateral part



### GENERAL CHARACTERISTICS:

- Partition boxes in HPL and aluminium profiles. Standard height 2230mm.

### TECHNICAL CHARACTERISTICS:

- Partition boxes in 14mm thick HPL, with a "scratch-proof" finish, smoothed edges and rounded edges.
- Vertical aluminium profiles and visible bar in silver anodised enclosing and fastening in their thickness the 14mm panels in HPL.
- Standard leg height 80mm (230mm on request), diameter 30mm. Legs in aluminum, adjustable through steel pin with aluminum base. The feet, compared to the front wall, are withdrawn (except for special technical necessities).
- The doors have self-closing hinges with an adjustable spacer, soft-closing system through the shock absorbers, built-in lever lock in AISI 316 stainless steel with free/occupied indicator and emergency opening, anti-vandal round and solid lever.
- Floor profiles under the dividing panels provided on specific request, for shower boxes or other.
- Possibility of preparing the panels for assembly of the accessories (coat hook, toilet tissue dispensers...).
- Standard colours or on request, following feasibility by the company.

### Optional:

- Free/engaged LED indicator visible from a distance. A bright gem protrudes high from the box and it changes colour, from green to red, when the door is locked.
- Profiles: polished, anodised titanium or painted RAL of your choice with epoxy powder paint.
- Pictograms on the doors (engraved or adhesive)


**G.** Frontal part/partition fastening



**H.** Frontal part/wall fastening



**A.** Hinge with shock absorber



**E.** Partition/wall fastening



**F.** Lever lock (Internal view)



**I.** Lock with easy lever (Internal view)



\*THE STRUCTURE HOSTING BOX INSTALLATION, IF NECESSARY, SHOULD BE ADEQUATELY REINFORCED

\*\*For further details, please see Products Catalogue.